



## MEMORANDUM

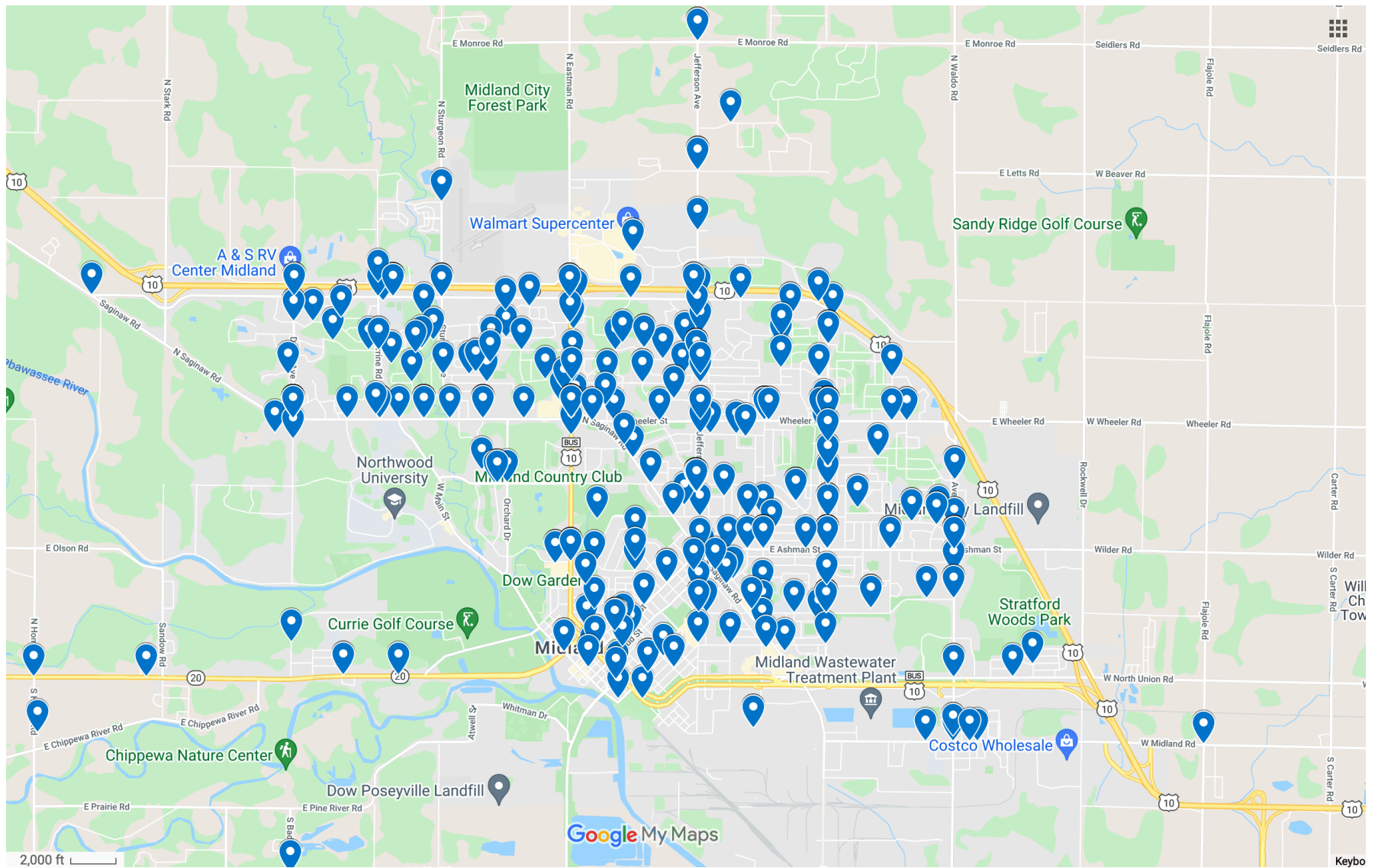
**To:** Midland City Planning Commission  
**From:** Tom Wyatt  
Community Development Planner  
**Date:** August 24, 2021  
**Re:** Neighborhoods & Livability Survey Results

---

The Neighborhoods and Livability Survey closed on July 31, 2021. This survey had 640 visitors and 445 responses: 159 registered responses and 286 unregistered responses. That's 22.3 hours of public comment.

In this survey, respondents were asked to share information about their family, their neighborhood, and their opinions on both what your neighborhood currently has and what it needs to be a great place to live.

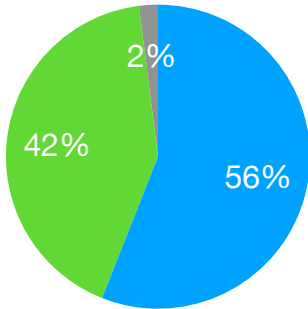
Attached is a summary of the survey responses by question. Open ended (subjective) survey responses are not included due to the volume of feedback. The majority of that feedback tracks with other surveys and discussions with community members. Additionally, staff created a map showing where the survey respondents were located (nearest cross streets).



## Survey Questions

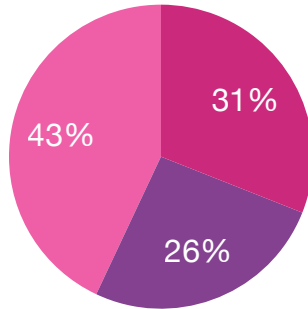
1. What is your age?
2. How would you classify your household? Select all that apply.
3. What is your gender?
4. What is the nearest major intersection or cross-street to your home?
5. How long have you lived in your current neighborhood?
6. Which of these statements best describes how you feel about living in your neighborhood?
7. Do you own or rent your residence?
8. How many of your neighbors do you know?
9. How strong is the sense of community in your neighborhood or on your street?
10. In some neighborhoods, people do things together and help each other. In other neighborhoods, people mostly go their own way. How would you describe your neighborhood?
11. How often do you participate in organized activities in your neighborhood?
12. If you do not participate in activities in your neighborhood, why not?
13. Are you involved in a neighborhood association or block club?
14. If one didn't exist and was formed in your neighborhood, would you become involved?
15. If you answered "not sure" to the previous question, why are you not sure?
16. What types of activities would you participate in if they were available in your neighborhood?
17. How well are the streets and sidewalks in your neighborhood maintained?
18. Overall, how safe do you feel in your neighborhood?
19. Overall, how clean is your neighborhood?
20. Overall, how quiet is your neighborhood?
21. How proud are you to live in your neighborhood?
22. Does your neighborhood have too many, too few, or about the right number of restaurants and shops within it or nearby?
23. Does your neighborhood have too many, too few, or about the right number of small businesses within it or nearby?
24. What are some of the assets of your neighborhood?
25. What services and amenities would you like to be located in or within walking distance from your neighborhood?
26. What do you like most about your neighborhood?
27. What changes would most improve your neighborhood?
28. If you answered "other" to the previous question, what changes would most improve your neighborhood beyond the items listed?
29. If you intend to leave your neighborhood in the next five years, will you stay in the city of Midland?
30. Do you have any other comments, questions, or concerns relating to neighborhoods?

#1 Age



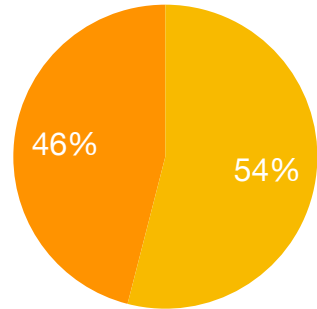
- Age 50+
- Age 26-49
- Other

#2 Household Type



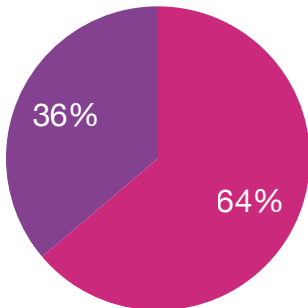
- Kids under 18
- Single-Family
- Other

#5 Neighborhood Residency



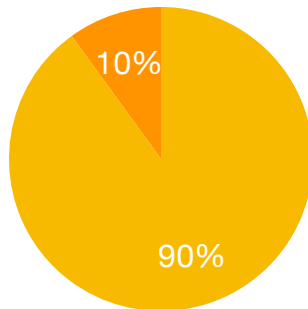
- 0-10 years
- 11+ years

#6 Neighborhood Retention



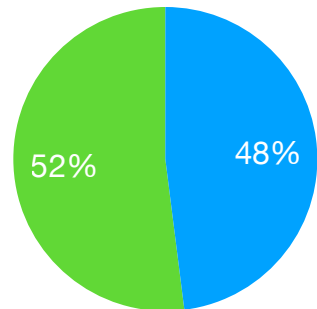
- Stay 5+ years
- Move 1-5 years

#7 Own/Rent



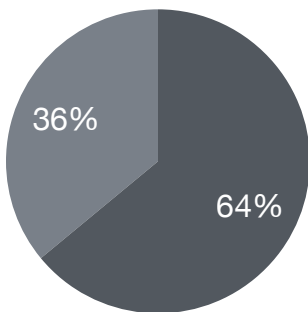
- Own
- Rent

#8 Knowing your neighbors



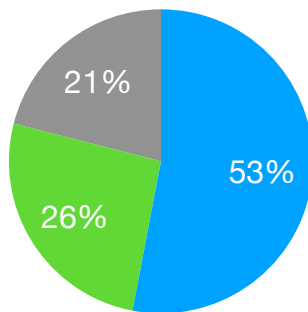
- > 50%
- < 50%

#9 Sense of Community



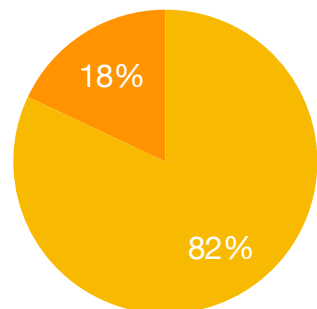
- Strong
- Other

#10 Neighborliness



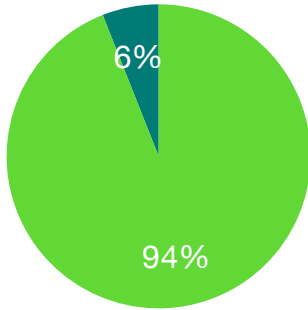
- Help each other
- Go their own way
- Both

#11 Neighborhood Activity Participation



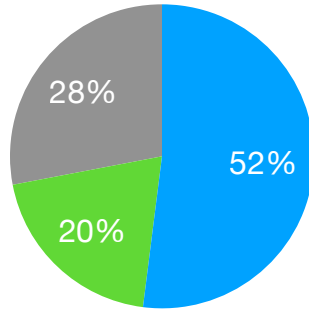
- Little to no participation
- Often

#13 Group Participation



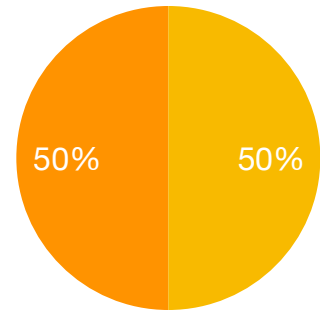
- Involved
- Not involved

#14 Group Participation (Hypothetical)



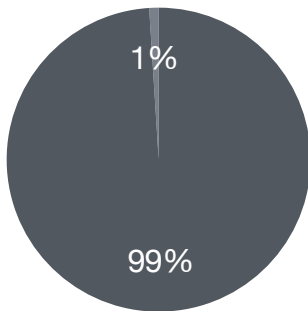
- Would participate
- Would not participate
- Unsure

#17 Sidewalk Maintenance



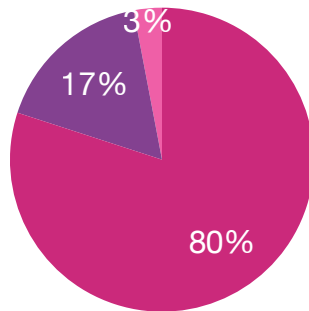
- Well Maintained
- Not Well Maintained

#18 Safety Perception



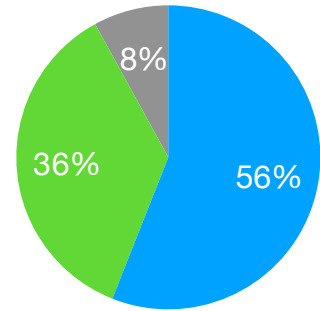
- Safe
- Unsafe

#19 Cleanliness



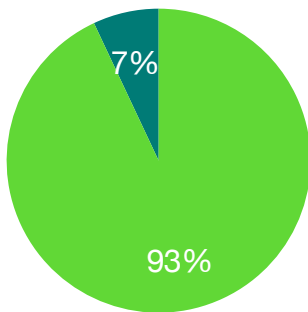
- Clean
- Somewhat clean
- Not clean

#20 Quietness



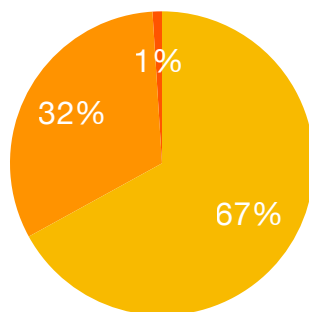
- Quiet
- Somewhat quiet
- Not quiet

#21 Neighborhood Pride



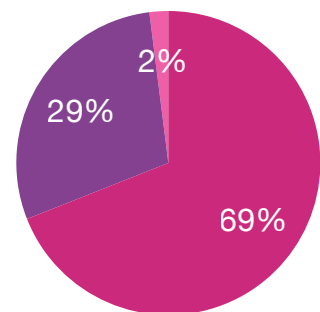
- Proud
- Not proud

#22 Shop & Restaurant Quantity

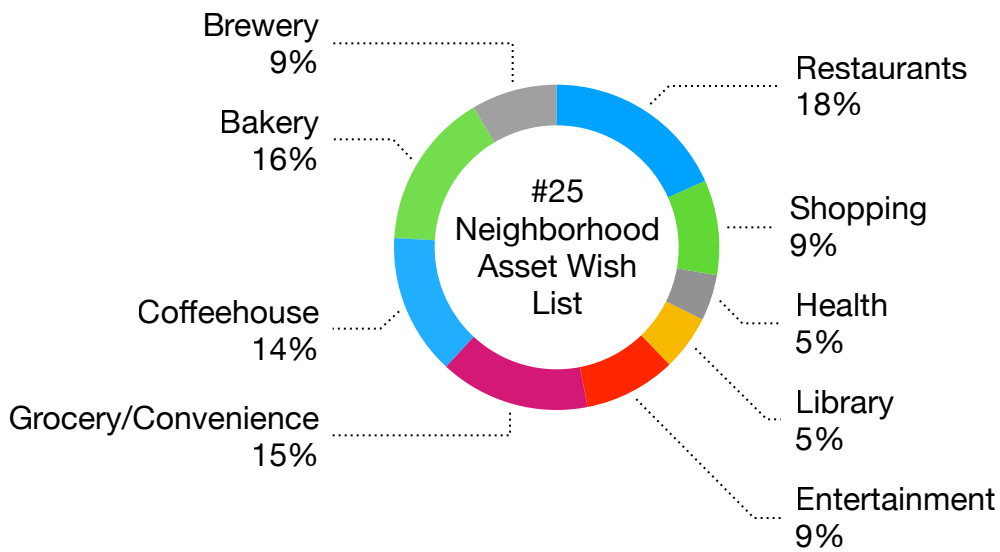
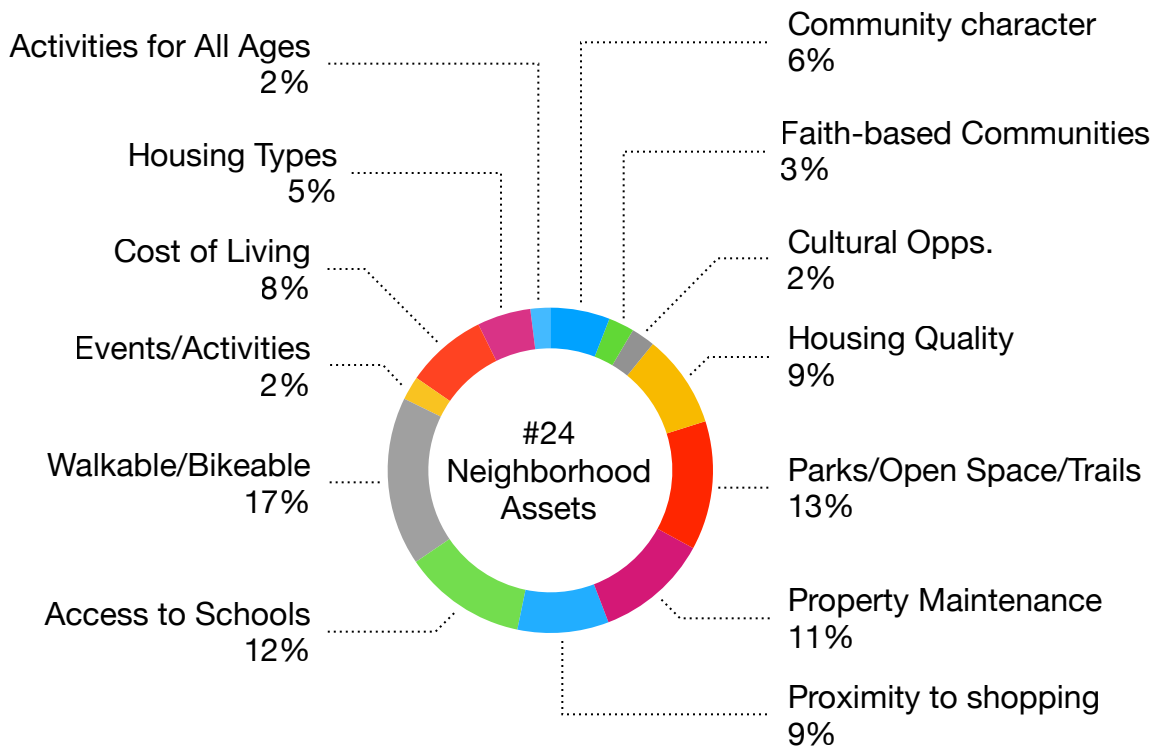


- Just right
- Too few
- Too many

#23 Small Businesses Quantity



- Just right
- Too few
- Too many



### #29 Midland Residency

